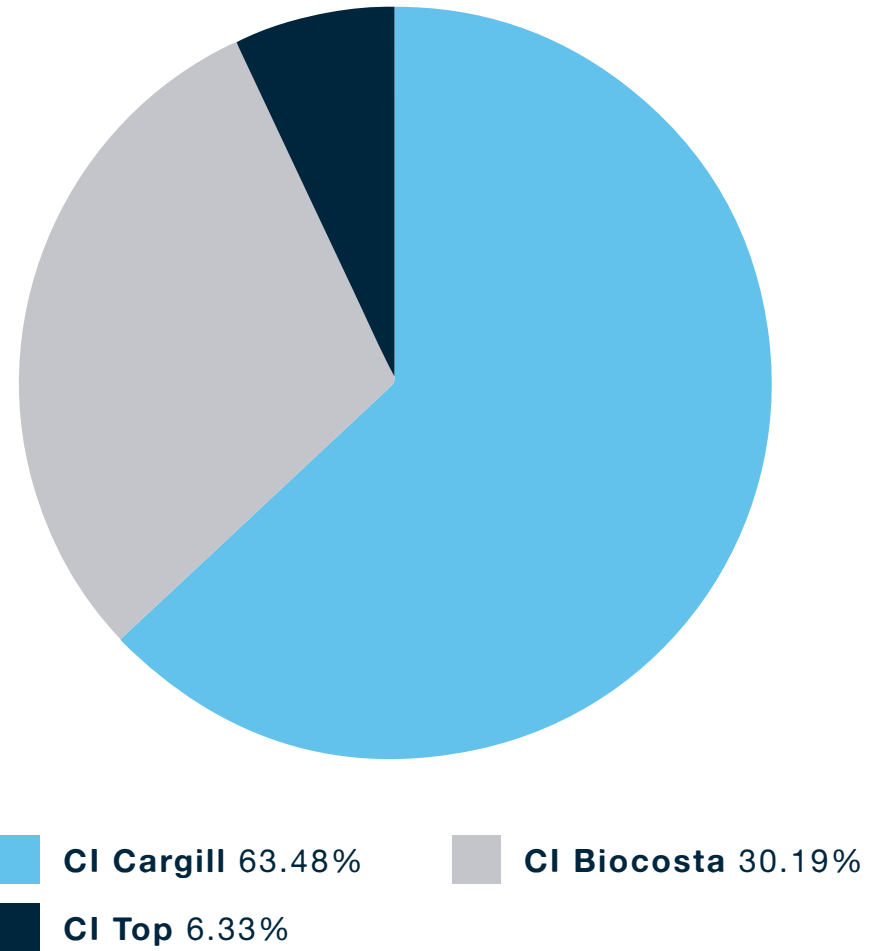




PALM OIL REPORT **DECEMBER 2020**

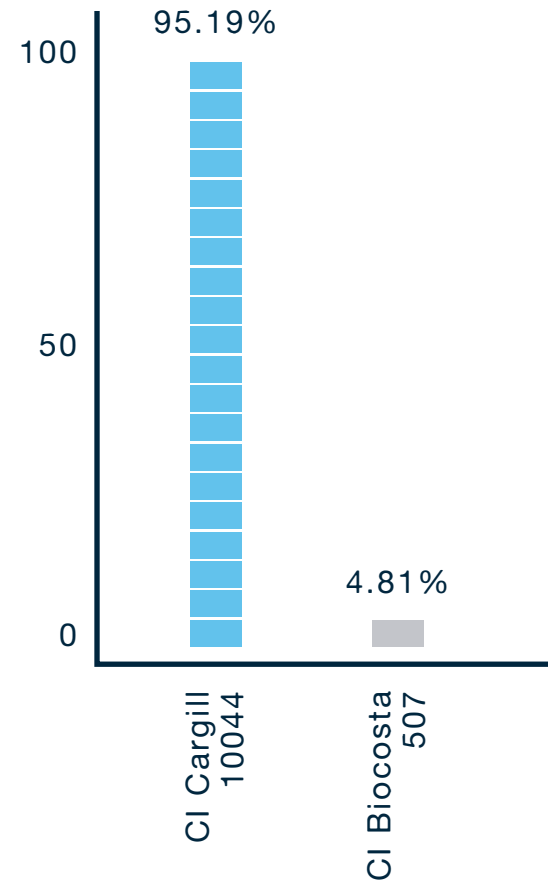
PALM OIL LOADED AT COLOMBIA

SHIPPER	WEIGHT MT	%
CI Cargill	10044	63.48%
CI Biocosta	4776	30.19%
CI Top	1002	6.33%
TOTAL	15822	100%



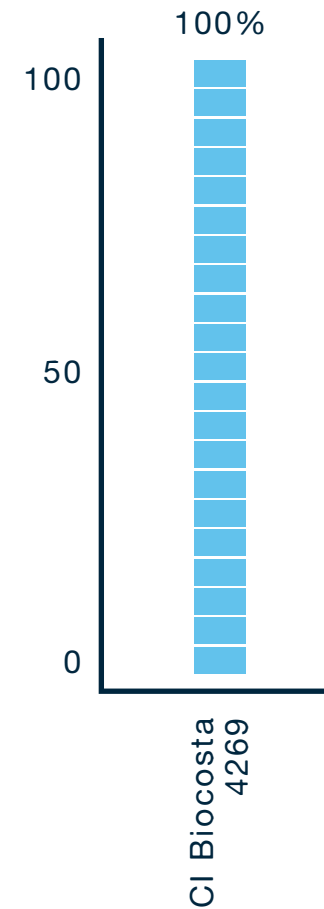
PALM OIL LOADED AT BARRANQUILLA

SHIPPER	WEIGHT MT	%
CI Cargill	10044	95.19%
CI Biocosta	507	4.81%
TOTAL	10551	100%



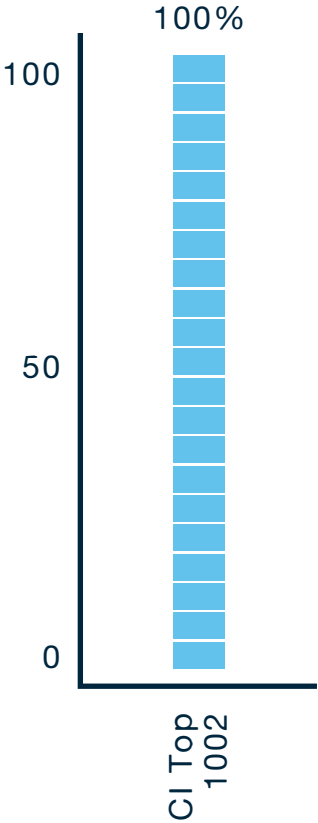
PALM OIL LOADED AT SANTA MARTA

SHIPPER	WEIGHT MT	%
CI Biocosta	4269	100%
TOTAL	4269	100%



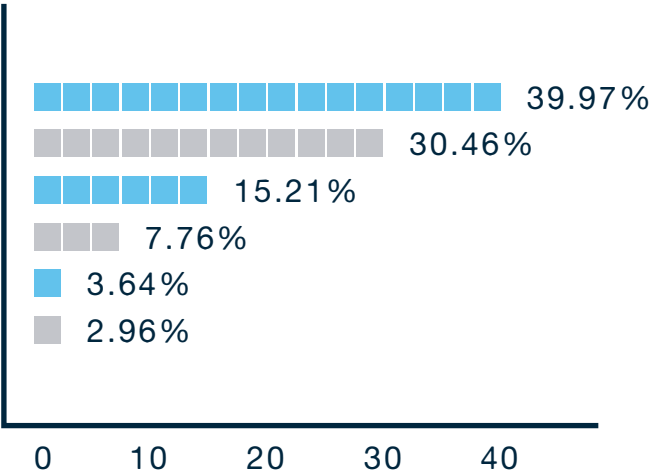
PALM OIL LOADED AT CARTAGENA

SHIPPER	WEIGHT MT	%
CI Top	1002	100%
TOTAL	1002	100%







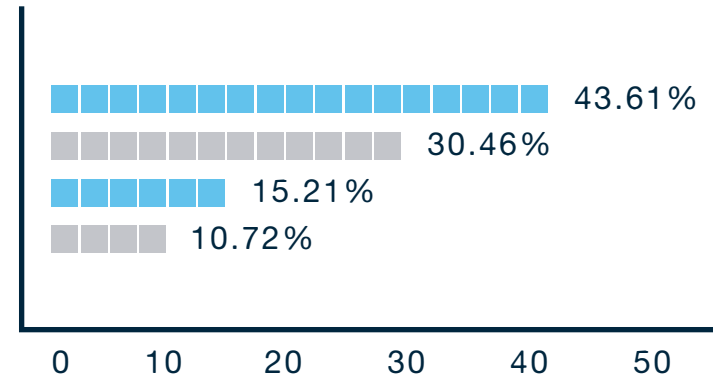
REPORT BY RECEIVERS

CONSIGNEE	WEIGHT MT	%
Terlica	11216	39.97%
M. Dias Branco	8546	30.46%
Wilmar Oleo North America	4269	15.21%
CI Cargill	2177	7.76%
CI Biocosta	1020	3.64%
Industrializadora Oleofinos	830	2.96%
TOTAL	28058	100%









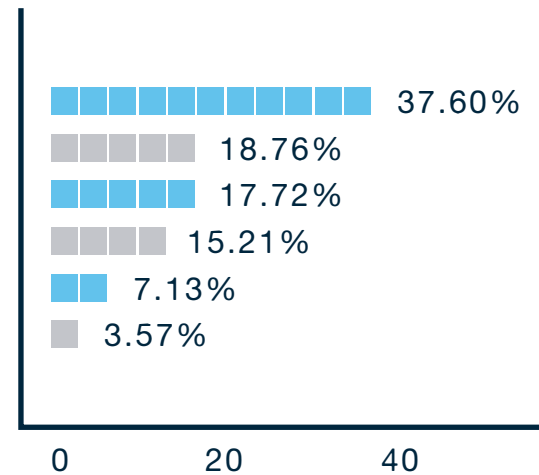
REPORT BY DISCHARGING PORT

DISCH PORT	WEIGHT MT	%
 Santa Marta, Colombia	12236	43.61%
 Fortaleza, Brazil	8546	30.46%
 Brake, Germany	4269	15.21%
 Veracruz, Mexico	3007	10.72%
TOTAL	28058	100%



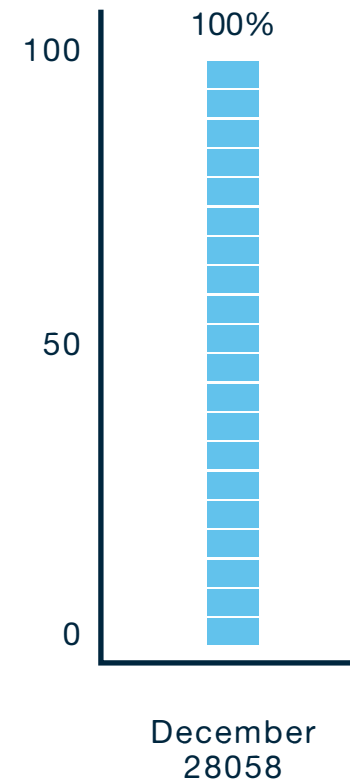
REPORT BY LOAD PORT

LOAD PORT	WEIGHT MT	%
 Barranquilla, Colombia	10551	37.60%
 Chancay, Peru	5263	18.76%
 Callao, Peru	4972	17.72%
 Santa Marta, Colombia	4269	15.21%
 St. Tomas de Castilla, Guatemala	2001	7.13%
 Cartagena, Colombia	1002	3.57%
TOTAL	28058	100%



MONTHLY CARGO REPORT

MONTH	WEIGHT MT	%
December	28058	100%
TOTAL	28058	100%





WE ARE PASSIONATE FOR WHAT WE DO
THAT'S WHY WE FACE GREAT CHALLENGES EVERYDAY

📞 +57 (317) 363 1842
☎ +57 (5) 385 9802
✉ manager@algroupsas.com
🌐 www.algroupsas.com

MAIN OFFICE

📍 Vía 40 # 73 - 290 Oficina 519 A
Centro de Negocios MIX
Barranquilla